



Read to Them offers a full suite of family literacy programs. Let us help you find the right one for your community of readers.

One School One Book®

Our flagship program provides the underlying premise for all of our family literacy programs. Choose one book from our curated list of specially selected titles. Send a copy home with every student in your school. Families read the novel at home. Students celebrate and explore the novel at school. This essential strategy reinforces reading instruction, increases parental involvement, supports the home-school connection, and builds a true community of readers. Some schools read two or three books together in a year. We feature an expansive list of over 150 titles for students from Pre-K through Middle School.

One District One Book®

Spread family literacy across an entire school district, following the One School, One Book model. Forge a community-wide conversation. When municipal government, volunteer associations, and local businesses are included, children are truly surrounded by literacy.

Each of our family literacy programs seeks to grow our community of readers and fulfill our mission to create a culture of literacy in every home.

Table of Contents:

Welcome	page 2
Benefits	page 3
Sample Book Packet Resources	page 4
Funding Solutions	page 7
Read Aloud to Younger Students	page 8
Summer Reading Programs	page 9

Welcome to Read to Them!

Read to Them programs help you create a memorable reading experience across your school community. Every student gets a copy of the selected title. At home, families read together following the reading schedule. At school, teachers use the materials from their Book Resource Page to enrich their students' experience with the book.

Our programs are priced on a per student basis, and pricing is usually around the cost of a children's chapter book. Discounts are available for schools purchasing programs for multiple events in one year. Please [click here](#) to receive a specific quote for your event or email us at programs@readtothem.org.



See the included Funding Solutions for ideas to finance your reading program.

You'll receive:

Books

Books ship directly to you. You will receive one book per student and 5% more for your staff.

On your Client Portal, you will have access to Pre-Read Materials including:

- How to Start – a practical guide to launching your reading program
- Make It Fun – use our creative ideas to create a memorable event
- Benefits of One School, One Book – communicate the value of family literacy to your community
- Community Involvement Guide – recruit partners to assist with your reading program
- Editable Press Release – inform your community and build support
- Letter Home to Families – inform your families of the program
- Kickoff Assembly Ideas - start your reading event with a bang!

You'll also receive title-specific materials for During the Read including:

- Reading Schedule – read along with students and families across the country
- Family Fun Pack – support families with Reading Tips; BINGO; trivia; discussion questions; activities; and a guide to connect with Read to Them, the author, and to find your next book.
- Book-Specific Resources – support teachers with easy-to-implement ideas, including:
 - Trivia Questions to keep your students engaged
 - Cross-Curriculum Activities to fully explore the book
 - Discussion Questions to spark insightful conversations
 - Some books also contain Vocabulary and Quotation Lists

Don't hesitate to call us or email us with questions – we are here to help!



Benefits



Our read aloud programs present a unique opportunity to bring both home and school together to support children's literacy, with far reaching benefits.

Our Read Aloud Programs Help You...

- Build better readers by filling children with stories. The research is clear – the best way to prepare children to be readers and learners is to read aloud to them, and a quality book with fun activities is a great way to start.
- Start good family reading habits by having families join the entire school community to read every night for several weeks in a row. Reading aloud as a family becomes part of the nightly routine when it is reinforced with a great book and a communal experience.
- Encourage family engagement by having parents play an essential role in your read aloud program. And, once parents get involved in such a fun and fulfilling experience, they are more likely to stay involved in your school.
- Foster a positive school community when everyone associated with your school participates in one big, shared experience with one fantastic book. The fun you have with your book will bring your school community together, across grade levels and amidst your faculty and staff.
- Broaden students and families' thinking about books and literature by showing them all the connections that can be drawn from one book. By using the trivia questions, activities, and discussion questions your students will learn to make a deeper connection with literature.
- Forge community relationships by inviting community members to be part of the reading program.

Most of all, reading aloud is lots of fun!

“It’s the most user-friendly way to plan an engaging month of reading for the entire school.”

Matt Barranca, Principal at Masonic Heights Elementary



Sample Book Packet Resources



Read to Them will provide you with title-specific resources on your school's Book Resource Page that are fun and easy to implement at your school. Here are some samples of those resources from four classics in our catalog.

A Sample Kickoff Event Assembly Script for *Matilda* by Roald Dahl

Read to Them provides a range of kickoff ideas. Here is a sample assembly script:

Stage the principal's office. Two kids steal in and stuff the parrot in a closet or in a filing cabinet or something. Then, they sit down and wait. Principal arrives, sits down, looks at the students disapprovingly.

Principal: Jane, Michael, what's this all about? Your teacher tells me you have been disruptive all morning. What's going on?

Michael: Nothing.

Principal: Jane?

Jane: I don't know what she's talking about.

Principal: I have a full report here from both of your teachers!

No response from Jane or Michael. Principal is resigned.

Principal: Well then, I'm going to have to write this up. And call your parents. It could mean a suspension for each of you.

Offstage Voice: (spooky voice) I don't think so!

Principal: What?! Why?

Offstage Voice: You leave those children be or I will haunt your office...

Principal: What? You can't do that!

Offstage Voice: I can, and I have. And you're next if you don't let those children go!

You can play this as long as you want. The Offstage voice can haunt the cafeteria, the gym, the bus loop, and finally the library. The Librarian can then respond to the Voice saying, "I'm not afraid of you! I know all about you from this book – *Matilda* by Roald Dahl."



Sample Trivia Questions

for *Because of Winn-Dixie* by Kate DiCamillo



1. What did Winn-Dixie knock over when he first met Opal?
 - Oranges
2. What did Winn-Dixie do – that Opal had never seen a dog do before – when he first met Opal?
 - He smiled.
3. Who said, “You are a suffering dog”?
 - Opal
4. Opal’s father used to be a missionary. Where?
 - India
5. Who does Preacher Buloni call a Less Fortunate One?
 - Winn-Dixie

Sample Discussion Questions



for *Bud, Not Buddy* by Christopher Paul Curtis

1. “When You Make Up Your Mind to Do Something, Hurry Up and Do It, If You Wait You Might Talk Yourself Out of What You Wanted in the First Place.” Why is it a good idea to do things immediately? What’s the alternative? Are there benefits to waiting? Are there consequences to waiting? Share some stories about procrastination that have had positive or negative results.
2. Bugs slobbered his hand, Bud globbed his, and then they slapped hands to get their slobbs “mixed up real good.” Can you think of other ways people do something strange to symbolize a partnership? Why do we do these things? Have you done something like this with a friend? If not, would you?
3. Bud’s suitcase contains the few things he owns, and each of them helps him remember his mother. What mementos do you have that bring back memories? Have you ever given anyone something to help them remember you by?

Sample Activities

for *My Side of the Mountain* by Jean Craighead George

1. **Descriptive Language (Language Arts)** – The author uses descriptive language to make Sam’s forest home seem real. For example, she describes the stream on page 11, “It was a clear athletic stream that rushed and ran and jumped and splashed. Ferns grew along its bank, and its rocks were upholstered with moss.” Challenge your students to find their favorite piece of description in each night’s reading and keep a running list of these wonderfully descriptive passages as you go through the book.
2. **Design Your Home in a Tree (STEM)** – Sam makes a home in the base of a hemlock tree. It is six feet in diameter. Have your students design their own very tiny home, six feet in diameter. How would they make the most of such a small space?

3. **Whittle (Art)** – Instead of using a knife and wood, try soap carving. A bar of soap is soft enough to be carved with a plastic knife, a pencil, and a large paperclip. Students can carve a design into the soap with a pencil and then remove the soap around their design with the other tools. A pencil can put in fine details.

4. **Food from the Forest (Science)** – At first, Sam exists on fish and shellfish from the creek. Later, he begins to investigate the plants that might feed him. Start a running list of the delicacies he enjoys throughout the book. You could make a My Side of the Mountain cookbook to describe the foods and cooking methods he uses.

5. **Animal Tracks (Science, Art)** – Sam spots tracks of different animals in the snow: mice, weasels, mink, foxes, shrews, rabbits. Have your students research the tracks of these and other woodland animals. They can work in groups to make board games based on tracking animals in the snow.

Sample Financial Literacy Activities for *Dog Days* by Karen English



1. **Business Plan** – Gavin passes several businesses throughout the story as he walks Carlotta. He sees a donut shop, a hobby shop, a coffee shop, Wendy’s Wonderful Wigs, a butcher shop, Mr. D’s, and a bike shop. Have students come up with an idea for a new business for your community. What will the name of their business be? What will they sell? Who will their customers be? They can design a sign for their new business, complete with the name, a logo, and a tagline.

2. **Save Your Pennies!** – Gavin thinks he will just use some of the money he’s been saving up for a skateboard to buy Carlotta a new chew toy. Saving means that you put money away to spend later, rather than spending it right now, and that can be hard for some people to do. Ask your students if they have ever saved up to buy something. How did they do it? You can roleplay saving vs. spending by giving students some play money. They can use that money to buy some small trinkets today or save it to buy something better next week. Have them talk about their thought process and how they made their decision.

3. **Pet Store Shopping Spree** – Let students pretend they are ready to buy a new dog. They have \$25 to buy supplies, accessories, and food for their pet. They can use a pet store website to decide what they are going to buy with their \$25. Or you can use this price list:

Leash	\$15
Collar	\$10
Food and Water Bowls	\$12
Dog Bed	\$15
Squeaky Toy	\$7
Rawhide	\$6
Treats	\$4
Tennis Balls	\$3





Funding Solutions



Here are some successful strategies schools have used to secure financial support for your read aloud program.

Discounts



By joining with other schools in your district or ordering more than one title per year, you can reduce your per-student cost. Call or email us for more information on discounts.

Title I Funding

Read to Them programs fulfill the parental engagement requirement of Title I funding. This funding has been successfully used by many schools to fund the entire program. Go to readtothem.org/fundraising-resources to see our Read to Them Title I Information Sheet.

Grants

Many local, state, and national philanthropies provide grant funding for literacy initiatives. See our Read to Them Grant Toolkit at readtothem.org/fundraising-resources for assistance in writing a winning proposal.

Community Funding Sources

Your community may be interested in underwriting your family literacy program. Schools have been successful at securing funding from:

- Community Groups – Kiwanis, Junior League, Rotary Club, and other civic groups
- Business Leaders – The Chamber of Commerce, major local employers, and other businesses who can support your school
- Banks – Under the Community Reinvestment Act, banks are encouraged to reinvest into their communities and can make great partners, especially on financial literacy titles.

School-based Funding Sources

You may be able to fund your reading program within your school. Schools have used these approaches to finance the program:

- PTA/PTO Sponsorship – The school/family connection of our read aloud programs make it a natural project for the PTA/PTO to fund.
- Fundraising – Some schools do a specific fundraiser, either through a traditional fundraising campaign or a community appeal through local media.
- Direct Request to Parents – A portion of your parent community may be interested in sponsoring a read aloud program for the whole school.



Our Read to Them staff is happy to discuss funding strategies with you.
Call or email us with your questions.



Reading Chapter Books to Young Students

Can your younger students handle a full novel?

Yes, with some support they can.

- Children can listen to stories that are above their reading level. It is true for picture books and it is true for novels, too.
- Our Elementary: Trends Younger and All Elementary titles are specially curated to support a wide range of listeners.
- Our Reading Schedules break the novel down into manageable pieces, about 15 minutes each, or about the same amount of time as reading one or two picture books.
- We provide Read Aloud Tips to help families make their reading time interactive and engaging.

How can you prepare your younger students for your school-wide reading program?

- Encourage the teachers of younger students to read longer picture books and early chapter books aloud in class.
- Expand the books offered to younger students in your school library. This way, longer books start going home in advance of your program.
- When you sign up for your Read to Them program and receive access to your materials, send the Reading Tips home right away so families can start practicing good read-aloud habits.



“With 25 years of experience in the teaching arena, I’ve never come across a program that was so easy to plan, provide directives for, and implement using a simple concept that demonstrated amazing results.”

Celebrate Summer with One School, One Book



Family literacy shouldn't stop when summer vacation begins. Instead, keep the fun rolling through the summer by sharing one title with your whole community.


Why do a school-wide reading program in the summer?

Literacy – You've worked hard on literacy all year. Keep students moving forward over the summer! Read a book together to enhance vocabulary and background knowledge, and to further fuel a love of stories.


Connection – Strengthen the bonds within your school community during the summer by having everyone share a common – and fun! – reading experience.

How do you get started?



Choose a title – Here are great summer titles with themes like family, vacation, and adventure.



Available in Spanish



Available in Spanish



For more title options, click [HERE](#) to see the rest of our Summer Fun catalog. Reach out to us at (804) 367-3195 or programs@readtothem.org for additional help finding the perfect book.


Assemble your materials – Our summer titles come with our full array of book-specific materials: trivia, activities, discussion questions, and more. We also provide a Family Fun Pack, Kahoot! quizzes, and Flipgrid prompts to promote family engagement while students are away from school.

Kick it off right – A rollicking kick-off assembly will create curiosity and build excitement. Then distribute books and family materials and start reading!



How do you keep everyone engaged over the summer?

It's easy with our book-related materials. Here are some tips:

- Send home the **Family Fun Pack**, an easy way for families to engage. Start the day with trivia. Do an activity in the afternoon. Have a discussion over dinner. Join with other families for a neighborhood trivia night, sidewalk chalk art exhibition, and picnic with foods from the book. See who on the block will be the first one to get BINGO on our card with quick and easy activities. 
- Highlight our **Kahoot! quizzes and Flipgrid prompts** for digital ways to engage with others, both in your community and beyond.
- Supplement the Family Fun Pack with ideas from our school-based **Activities** list. Look for ideas that can be easily adapted to summer – food-based activities and outdoor games are great options. Send them home periodically over the summer to keep families exploring.
- Invite community businesses and civic organizations to join the fun. Put our **Book Posters** around town and encourage families to snap selfies with them. A discount at your indie book store for a correct trivia answer, a book-themed treat at the local ice cream parlor, or a read-aloud tent at the Farmer's Market.
- Plan **Virtual and In-Person Meet-ups** to build community. Discussion circles at the coffee shop, virtual trivia face-offs, an art gallery at the public library, sharing thoughts on Flipgrid, group read alouds in the park or on your school's social media. Maybe even a book-themed float in the 4th of July parade!
- Encourage families to post on **Social Media** the various places they are reading and see who comes up with the most unusual one. Whose book traveled the farthest? Went to the highest elevation? Got the most sandy?
- Plan a big **Book Celebration** for the end of the summer. Invite families and community members for book-themed activities like a Trivia Bowl, scavenger hunt, games, food, and art projects.
- And when you are back at school in the fall, use our materials for some **School-based Engagement**, also.



Ready to get started? Go to your title of choice on our website and click the **ADD TO QUOTE** button.



Perfect Summer Activities

Use our Activities list for warm-weather fun! Check out a few examples below.




Animal Friends

Bat loves animals – especially his pet skunk kit, Thor. Visit a shelter or animal rescue center to spend some time cuddling some furry friends.

Ice Cream Treats

Summer is the perfect time to enjoy a frozen treat. Stella and her family love Oberweis in Chicago. Take a trip to your favorite place for a cone or a sundae.




Design a Park

Prospect Park is a big part of Jaxon's life. What features would you include in a park – besides transport to the world of dragons? Draw it on paper or break out the sidewalk chalk.

Build-a-Bot

Raid your recycling bin and art supplies to create your own robot. Materials could include cardboard boxes, foil, plastic bottles and caps, masking tape, pipe cleaners, buttons – see what you can find!




Happy Independence Day!

Celebrate the 4th in style like the folks of Dewee's Island. Festoon bikes and scooters in red, white, and blue and have a neighborhood parade.

Stargazing

You probably don't need to navigate by the stars like Aleric, but warm summer nights are the best time to take a blanket outside, lie back, and do some stargazing of your own.





The Family Literacy Model



The Family Literacy Model demonstrates that participating in a read aloud program can connect three vital pillars to surround a child with literacy.

Once the book is received, students are encouraged to read it with their families each night.

With such an exciting title, it's no surprise that kids share their thoughts about the book with their peers, allowing for conversations to spark and spread across all grade levels.

When a whole school is talking about one book, connections are forged and a sense of community is established, one that lasts far beyond the span of your program.



Email us: programs@readtothem.org

Phone: (804) 367.3195

www.readtothem.org

[@readtothem](#)



“The book has prompted family engagement in our schools and at home. Parents are making more of an effort to read with their children at home since embarking on the [reading] journey.”